






































































































































		1			17			36
		1R			18			37
		2			19			38
		3			20			39
		4			21			40
		5			22			41
		5R			23			42
		6			24			43
		6R			25			44
		7			26			45
		8			27			46
		9			28			47
		10			29			48
		11			30			49
		12			31			50
		13			32			51
		14			33			52
		15			34			53
		16			35			54

B↓ BOOM	B↑ BOOM	55	↓ MAST	↑ MAST	74			93
C↓ BOOM	C↑ BOOM	56	AUX 1	AUX 2	75			94
		57	RPM RPM RPM		76			95
		58			77			96
		59			78			97
		60			79			98
		61			80			99
		62			81			100
1	2	63	AUX 3	AUX 4	82			101
3	4	64	CLAMP	RELEASE	83			102
5	6	65	OUT	IN	84			103
7	8	66	BOOM	BOOM	85			104
9	10	67			86			105
11	12	68	1ST FWD	1ST RET	87			106
13	14	69	2ND FWD	2ND RET	88			107
15	16	70	3RD FWD	3RD RET	89			108
		71	DOORS OPEN	DOORS CLOSE	90			109
		72	CYCLE START	CYCLE STOP	91			110
		73	SEMI AUTO	AUTO	92			111








































































#1429 is similar

		112			131			150
		113			132	GEN START	GEN STOP	151
		114			133	FEED MAX	SPREAD MAX	152
		115	CLAMP	RELEASE	134	FEED 4	SPREAD 4	153
DECK 	DECK 	116			135	FEED 3	SPREAD 3	154
DECK 	DECK 	117			136	FEED 2	SPREAD 2	155
DECK E	DECK E	118	UNFOLD	FOLD	137	FEED MIN	SPREAD MIN	156
RAMP E		119			138	B	S	157
DECK 	DECK 	120			139	B	S	158
		121	LEGS	LEGS	140			159
		122			141	AUTO	AUTO	160
		123			142	1	1	161
		124	BEACON ON	BEACON OFF	143	2	2	162
		125	STROBE ON	STROBE OFF	144	3	3	163
		126	WORK LIGHTS ON	WORK LIGHTS OFF	145	4	4	164
		127	F	F	146	D	D	165
		128	R	R	147	HAND	AUTO	166
		129	VF	VR	148	SUB UP	SUB DOWN	167
		130			149	D.S. FRONT UP	D.S. FRONT DOWN	168























O.D.S. FRONT UP	O.D.S. FRONT DOWN	169			188	MAST TELE UP	MAST TELE DOWN	207
O.D.S. REAR UP	O.D.S. REAR DOWN	170			189	LOCK PIN IN	LOCK PIN OUT	208
D.S. MAST	O.D.S. MAST	171			190	SUB CYL DS	SUB CYL ODS	209
BOTH MAST		172			191	SUB CYL BOTH		210
MAST UP	MAST DOWN	173			192	SUB CYL UP	SUB CYL DOWN	211
DOG HOUSE UP	DOG HOUSE DOWN	174			193	JACK ODS1 UP	JACK ODS1 DOWN	212
WINCH UP	WINCH DOWN	175			194	JACK ODS2 UP	JACK ODS2 DOWN	213
D.S. SUB WINCH	O.D.S. SUB WINCH	176			195	JACK ODS3 UP	JACK ODS3 DOWN	214
BOTH SUB WINCH		177			196	JACK DS1 UP	JACK DS1 DOWN	215
SUB WINCH UP	SUB WINCH DOWN	178			197	JACK DS2 UP	JACK DS2 DOWN	216
RIG WINCH1 UP	RIG WINCH1 DOWN	179			198	JACK DS3 UP	JACK DS3 DOWN	217
RIG WINCH2 UP	RIG WINCH2 DOWN	180			199			218
D.S. REAR UP	D.S. REAR DOWN	181			200			219
WINCH IN	WINCH OUT	182			201	LOCK 3	UNLOCK 3	220
FRONT UP	FRONT DOWN	183			202			221
REAR UP	REAR DOWN	184			203	ENGINE START	ENGINE STOP	222
FRONT LOCKS	REAR LOCKS	185	SUB DS UP	SUB DS DOWN	204			223
BLOWER	AUX	186	SUB ODS UP	SUB ODS DOWN	205			224
START	STOP	187	MAST RAISE	MAST LOWER	206			225

RPM RPM RPM	 AUX	226			245	ARTICULATE EXTEND	ARTICULATE RETRACT	264
SUB CYL CENTER	SUB CYL ALL	227			246	BRACE EXTEND	BRACE RETRACT	265
FOLD IN	FOLD OUT	228			247	PIN EXTEND	PIN RETRACT	266
BOW THRUST 	BOW THRUST 	229			248			267
 DRIVE	DRIVE 	230	LOCK OUT	 AUX	249			268
STERN THRUST 	STERN THRUST 	231			250			269
PUMP RUN		232			251			270
PUMP RAISE	PUMP LOWER	233			252			271
		234			253			272
WINCH R1	WINCH F1	235			254			273
WINCH R2	WINCH F2	236	HAND	AUTO	255			274
WINCH R3	WINCH F3	237	MAST RAISE	MAST LOWER	256			275
WINCH R4	WINCH F4	238	STOP	BOTH	257			276
WINCH R5	WINCH F5	239	DS MAST RAISE	DS MAST LOWER	258			277
BOOM  LIGHTS	WORK  LIGHTS	240	ODS MAST RAISE	ODS MAST LOWER	259			278
WINGS 	WINGS 	241	DRILLERS SIDE	OFF DRILLERS SIDE	260			279
 DECK	 DECK	242	ARTICULATE A EXTEND	ARTICULATE A RETRACT	261			280
RAMP 	RAMP 	243	ARTICULATE B EXTEND	ARTICULATE B RETRACT	262			281
		244	SUB RAISE	SUB LOWER	263			282

FAST	SLOW	283	KICKER CYL EXTEND	SPARE	302	← DRIVE	DRIVE →	321
↔ LEGS	↔ LEGS	284	AUX 5	AUX 6	303	← UP	DOWN →	322
↓ LEGS	↑ LEGS	285	← BODY	→ BODY	304	BRAKE	ENGINE START	323
↓ □	↓ □	286	ARTICULATE 1 EXTEND	ARTICULATE 1 RETRACT	305	↑ □	↓ □	324
↓ □	↓ □	287	ARTICULATE 2 EXTEND	ARTICULATE 2 RETRACT	306	BOTTOM	TOP	325
↑ □	↑ □	288	AUTO STOP	BOTH	307	🔒	🔒	326
↑ □	↑ □	289	DRILL FLOOR RAISE	DRILL FLOOR LOWER	308	🔒	🔒	327
ⓘ LIGHTS	ⓘ AUX	290	AUTO DRILL FLOOR RAISE	AUTO DRILL FLOOR LOWER	309	↑ □	↓ □	328
↓ □	↓ □	291	KICKER CYL EXTEND		310	1 15	2 16	329
↑ □	↑ □	292	FOG	JET	311	3 17	4 18	330
↓ □	↓ □	293	MON		312	5 19	6 20	331
↑ □	↑ □	294	START STOP	LIGHTS ON/OFF	313	7 21	8 22	332
GWF	GWF	295	↓ □	↑ □	314	9 23	10 24	333
LEG	LEG	296	← □	→ □	315	11 25	12 26	334
LEG	LEG	297	YOKE CLOSE	YOKE OPEN	316	13 27	14 28	335
GUARD OPEN	GUARD CLOSED	298	BACK BAR DOWN	BACK BAR UP	317	SHIFT	SHIFT LOCK	336
DOORS ⓘ		299	KICK DOORS CLOSE	KICK DOORS OPEN	318	1 13	2 14	337
AUTO MAST RAISE	AUTO MAST LOWER	300	BELLY BAND UP	BELLY BAND DOWN	319	OPEN	CLOSE	338
DOG HOUSE RAISE	DOG HOUSE LOWER	301	BACK LEG UP	BACK LEG DOWN	320	↑ □	↓ □	339








































		340			359			378
		341			360			379
		342			361			380
		343			362			381
		344			363			382
		345			364			383
		346	OUTER N 1	OUTER E 2	365			384
		347	INNER N 3	INNER W 4	366			385
		348	CORNER N/W 5	CORNER N/E 6	367			386
LEFT ① LIGHT	RIGHT ① LIGHT	349	CORNER S/W 7	CORNER S/E 8	368			387
LEFT FOCUS	RIGHT FOCUS	350	INNER E 9	INNER S 10	369			388
TAKE CONTROL		351	OUTER W 11	OUTER S 12	370			389
GATE 1	GATE 2	352	CORNER C/W 5	CORNER C/E 6	371			390
GATE 3	GATE 4	353	CORNER N/W 25	SHIFT CORNER N/W 26	372			391
GATE 5	GATE 6	354	INNER N/E 27	SHIFT INNER N/E 28	373			392
GATE 7	GATE 8	355	CORNER N/E 29	SHIFT CORNER N/E 30	374			393
GATE 9	GATE 10	356	INNER N/W 31	SHIFT INNER N/W 32	375			394
GATE 11		357			376			395
		358			377	RDTL MAINTENANCE	RDTL TRANSPORT	396



















































		397	SWING FR UP PROP	SWING FR DN PROP	416	INNER N/W 5	INNER N/E 12	431
		398	SWING R	SWING R	417	CORNER C/E 7	CORNER N/E 8	432
		399	LOWER FR PUSH	RAISE FR PULL	418	CORNER N/W 9	CORNER S/W 10	433
		400	LOWER FR PUSH	RAISE FR PULL	418	CORNER S/E 11	CORNER C/W 6	434
		401	LOWER R PUSH	RAISE R PULL	419	OUTER N 1	OUTER N 1 SHIFT	435
		402	LOWER R PUSH	RAISE R PULL	419	OUTER E 2	OUTER E 2 SHIFT	436
		403	DIVERTER		420	OUTER W 29	OUTER W 30	437
		404	BODY A	BODY A	421	OUTER S 31	OUTER S 32	438
		405	BODY B	BODY B	422	OPEN	CLOSE	439
		406	OUTER N 1	OUTER E 2	422	RACK TOP	RACK TOP	440
PTO	AIR FREE SPOOL	407	OUTER S 12	OUTER W 11	423	WINCH	SLIDE	441
BEACON	FLASH	408	CORNER N/W 5	CORNER N/E 6	424	TILT	ROTATE	442
WORK LIGHT 1	WORK LIGHT 2	409	CORNER S/W 7	CORNER S/E 8	425	RAKE	EXTEND	443
LANDING WHEELS	LANDING WHEELS	410	INNER E 9	INNER S 10	426	WINCH	WINCH	444
CONVEYER OFF/ON		411	INNER W 4	INNER N 3	3??	LEG	LEG	445
CONVEYER SWING LEFT	CONVEYER SWING RIGHT	412	SHIFT CLOSE	SHIFT CLOSE	427	RAKE	RAKE	446
CONVEYER EXTEND	CONVEYER RETRACT	413	SHIFT	SHIFT LOCK	428	EXTEND	EXTEND	447
POD LIFT	POD LOWER	414	INNER S 27	INNER E 25	429	DECK	DECK	448
U	L	415	INNER N 3	INNER W 4	430	17	18	449

































































19	20	450	OPEN	CLOSED	468	 POD 2	 POD 2	487
TOP 1 OPEN	TOP 1 CLOSE	451	RIGHT	LEFT	469	 FLOOR 1	 FLOOR 1	488
TOP 2 OPEN	TOP 2 CLOSE	452	RPM UP	RPM DOWN	470	 FLOOR 2	 FLOOR 2	489
BRAKES	AUX 1	452	RPM SET 1	RPM SET 2	471	CANOPY OPEN	CANOPY CLOSE	490
AUX 2	AUX 3	453	WATER PUMP ON	WATER PUMP OFF	472	 PUMP	REVERSE	491
 L GEAR	 L GEAR	454	AUX 1	AUX 2	473			492
EXTEND	RETRACT	455	LOAD	UNLOAD	474	LEG A	LEG B	493
TORQUE	DE TORQUE	456	SQUEEZE	RELEASE	475	LEG D	LEG C	494
TAILSTOCK EXTEND	TAILSTOCK RETRACT	457	EXTEND	RETRACT	476	SCREEN VERTICAL	SCREEN RADIAL	495
 PUMP		458	FLOAT	LIGHT	477	UP CW	DOWN ACW	496
 FWD	 REV	459	Boom UP	Boom DOWN	478	CLEAR FUNCTION	LMD1	497
 Boom IN	 Boom OUT	460	Boom IN	Boom OUT	479	CLEAR FUNCTION	LMD2	498
ZERO 	AUTO 	461	Boom OPEN	Boom CLOSED	480	BASE STONE UP	BASE STONE DOWN	499
REAR G/N HATBOX DOWN	REAR G/N HATBOX UP	462	Boom LEFT	Boom RIGHT	481	BASE STONE LEFT	BASE STONE RIGHT	500
JEEP LEVEL LEFT	JEEP LEVEL RIGHT	463	RPM UP	RPM DOWN	482	RIP RAP UP	RIP RAP DOWN	501
JEEP AXLES RETRACT	JEEP AXLES EXPAND	464	RPM SET 1	RPM SET 2	483	RIP RAP LEFT	RIP RAP RIGHT	502
JEEP AXLES LEFT	JEEP AXLES RIGHT	465	WATER 	VACUUM 	484	1/4" MINUS UP	1/4" MINUS DOWN	503
UP	DOWN	466	AUX 1	AUX 2	485	1/4" MINUS UP	1/4" MINUS DOWN	504
IN	OUT	467	 POD 1	 POD 1	486	1/2" UP	1/2" DOWN	505





















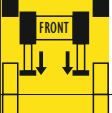
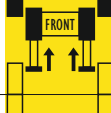


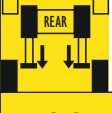
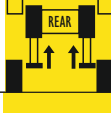



















1/2" LEFT	1/2" RIGHT	506			525			544
3/4" UP	3/4" DOWN	507			526			545
3/4" LEFT	3/4" RIGHT	508			527			546
BED IN	BED OUT	509			528			547
BED UP	BED DOWN	510	FRONT AXLES RETRACT	FRONT AXLES EXPAND	529	RADIAL CW	RADIAL CCW	548
WINCH IN	WINCH OUT	511	FRONT AXLES LEFT	FRONT AXLES RIGHT	530	LEFT FD EXTEND	LEFT FD RETRACT	549
WHEEL LIFT UP	WHEEL LIFT DOWN	512	HAT BOX DOWN	HAT BOX UP	531	RIGHT FD EXTEND	RIGHT FD RETRACT	550
WHEEL LIFT IN	WHEEL LIFT OUT	513	REAR AXLES RETRACT	REAR AXLES EXPAND	532	INCLINE EXTEND	INCLINE RETRACT	551
JAWS OPEN	JAWS CLOSED	514	REAR AXLES LEFT	REAR AXLES RIGHT	533	STINGER EXTEND	STINGER RETRACT	552
FOLD	UNFOLD	515			534	STINGER BELT	MAIN BELT	553
EXTEND	RETRACT	516			535	HORN	HYD. MOTOR	554
BOOM UP	BOOM DOWN	517			536			555
BOOM IN	BOOM OUT	518			537			556
		519			538			557
		520			539			558
		521			540			559
		522			541			560
		523			542			561
		524		AUTO	543			562

		563	ALL UP	ALL DOWN	582			601
		564	FRONT UP	FRONT DOWN	583	WATER ON	WATER OFF	602
		565	REAR UP	REAR DOWN	584			603
		566	RIGHT WINCH IN	RIGHT WINCH OUT	585			604
		567	LEFT WINCH IN	LEFT WINCH OUT	586			605
AIR IN	AIR DUMP	568	RAISE	LOWER	587			606
		569	TOP CLAMP	TOP RELEASE	588			607
		570	CENTRE CLAMP	CENTRE RELEASE	589			608
		571	LOWER CLAMP	LOWER RELEASE	590			609
		572	OPEN	CLOSE	591			610
AUX 1	AUX 2	573	OPEN	CLOSE	592			611
		574			593	FD UP	FD DOWN	612
BIN #1	BIN #2	575			594	RD UP	RD DOWN	613
BIN #3	BIN #4	576	EXTEND SWEEP	RETRACT SWEEP	595	MDF UP	MDF DOWN	614
LEFT	RIGHT	577			596	MDR UP	MDR DOWN	615
BELT START	VIBRATOR START	578			597	A LOCK L	A LOCK R	616
BELT STOP	VIBRATOR STOP	579			598	ROOF UP	ROOF DOWN	617
		580			599	BD UP	BD DOWN	618
		581	RELEASE	SQUEEZE	600	SWING IN	SWING OUT	619

Reel IN	Reel OUT	620			639	AXLES BACK	AXLES FORWARD	657
		621			640	RAMP DOWN	RAMP UP	658
		622			641	TAIL EXT UP	TAIL EXT DOWN	659
		623	WINCH IN	WINCH OUT	641	TAIL EXT LOCK	TAIL EXT UNLOCK	660
		624	RAMP DOWN	RAMP UP	642	DOVE TAIL DOWN	DOVE TAIL UP	661
		625	AXLES BACK	AXLES FWD	643	DOVE TAIL LOCK	DOVE TAIL UNLOCK	662
		626	TOP WINCH IN	TOP WINCH OUT	644			663
		627	LOWER WINCH IN	LOWER WINCH OUT	645			664
		628	RAMP DOWN	RAMP UP	646			665
		629	AXLES BACK	AXLES FORWARD	647			666
		630	FRONT G/N TOWER LIFT RAISE	FRONT G/N TOWER LIFT LOWER	648			667
		631	FRONT G/N TOWER TILT RAISE	FRONT G/N TOWER TILT LOWER	649			668
		632	FRONT G/N SUPPORT RAISE	FRONT G/N SUPPORT LOWER	650			669
		633	REAR G/N TOWER LIFT RAISE	REAR G/N TOWER LIFT LOWER	651			670
TILT UP	TILT DOWN	634	REAR G/N TOWER TILT RAISE	REAR G/N TOWER TILT LOWER	652			671
INNER IN	INNER OUT	635	REAR G/N SUPPORT RAISE	REAR G/N SUPPORT LOWER	653			672
OUTER IN	OUTER OUT	636	WINCH IN	WINCH OUT	654	LOAD	UNLOAD	673
		637	RAMP DOWN	RAMP UP	655	TAIL GATE UP	TAIL GATE DOWN	674
		638	APPROACH DOWN	APPROACH UP	656	SHEET OPEN	SHEET CLOSED	675






















SWEEP			676	CONV. LIFT		CONV. LOWER	695	SOLAR 1 UP		SOLAR 1 DOWN	714
UNDER BAR UP		UNDER BAR DOWN	677	RAISE		LOWER	696	SOLAR 2 UP		SOLAR 2 DOWN	715
ALL DEC		ALL INC	678	EXTEND		RETRACT	697	AUX 1		AUX 2	716
D1 DEC		D1 INC	679	BRAKE		OPEN GATEVALVE CLOSE	698	AUX 3		AUX 4	717
D2 DEC		D2 INC	680				699	 STICK		 STICK	718
D3 DEC		D3 INC	681				700	 TOOL		 TOOL	719
D1		D1	682				701	 EXHAUST		 EXHAUST	720
D2		D2	683	BLOWER ON		BLOWER OFF	702	 EXHAUST		 EXHAUST	721
D3		D3	684				703	DRAIN  OPEN		DRAIN  CLOSED	722
Dead man		Dead man	685				704	JETTER ON/OFF			723
			686				705	THROTTLE UP		THROTTLE DOWN	724
			687				706	MID AXLES RETRACT		MID AXLES EXPAND	725
			688				707	MID AXLES LEFT		MID AXLES RIGHT	726
			689				708	DISCHARGE VERTICAL LIGHT			727
			690				709	JACKS UP		JACKS DOWN	728
CONV. 		PUMP 	691	SCOPE IN		SCOPE OUT	710	 S1		 S1	729
BIN 1 OPEN		BIN 1 CLOSE	692	MAST TILT UP		MAST TILT DOWN	711	 S2		 S2	730
BIN 2 OPEN		BIN 2 CLOSE	693	MAST FOLD UP		MAST FOLD DOWN	712	 S3		 S3	731
BIN 3 OPEN		BIN 3 CLOSE	694	PIVOT LEFT		PIVOT RIGHT	713	 V1		 V1	732

 V2	 V2	733	HYD ON	HYD OFF	752	Jib Rotate Left	Jib Rotate Right	771
		734	CLOCKWISE	ANTI-CLOCKWISE	753	Telescopic Boom In	Telescopic Boom Out	772
		735	SCREEN ON	SCREEN OFF	754	Turret Rotate Left	Turret Rotate Right	773
		736		LMD	755	Translation Left	Translation Right	774
		737	SP WINCH IN	SP WINCH OUT	756	BOOM LIFT	BOOM LOWER	775
		738			757	SWING CCW	SWING CW	776
		739			758	FLOOR ON	DIS-CHARGE ON	777
		740	1A 3A 	1A 3A 	759			778
		741	1B 3B 	1B 3B 	760			779
RADIO LATCH 1	RADIO LATCH 2	742	1C 6A 	1C 6A 	761	TELESCOPE OUT	TELESCOPE IN	780
PUSH PUSH LATCH	PUSH PUSH LATCH	743	1D 6B 	1D 6B 	762	ARM UP	ARM DOWN	781
MULTI OUT 1	MULTI OUT 2	744	1E 7A 	1E 7A 	763	SLEW LEFT	SLEW RIGHT	782
		745	1F 7B 	1F 7B 	764	SLEW LEFT	SLEW RIGHT	783
		746	2A 8A 	2A 8A 	765	TABLE UP	TABLE DOWN	784
		747	2B 8B 	2B 8B 	766	TRACK SPEED SLOW	TRACK SPEED FAST	785
		748	4A 9A 	4A 9A 	767	ENGINE START	IGNITION ON / OFF	786
		749	5A 9B 	5A 9B 	768			787
		750	UP	DOWN	769			788
		751	Leveling		770	WINCH DOWN	WINCH UP	789







CARRIAGE FORWARD 1	CARRIAGE REVERSE 2	790	FORWARD	REVERSE	809	ENGAGE STEER LOCKS	RELEASE STEER LOCK	828
TROLLEY LEFT 3	TROLLEY RIGHT 4	791	ON	OFF	810	YOKE OPEN	YOKE CLOSE	829
ARCH ROTATE 5	AUTO/MANUAL 6	792	 CLAMP	 RELEASE	811	BACK BAR UP	BACK BAR DOWN	830
AXEL 1 	AXEL 1 	793			812	BELLY BAND DOWN	BELLY BAND UP	831
AXEL 2 	AXEL 2 	794			813	LEGS UP	LEGS DOWN	832
AXEL 3 	AXEL 3 	795			814	BOOM RIGHT	BOOM LEFT	833
AXEL 4 	AXEL 4 	796			815	BOOM OUT	BOOM IN	834
ALL AXEL 	ALL AXEL 	797			816	VAC BREAKER OPEN	VAC BREAKER CLOSE	835
1 	2 	798			817	F1	F2	836
3 	4 	799	 1 ulos	 1 sisaan	818	 V3	 V3	837
	WORK LIGHTS 	800	 1 vasen	 1 oikea	819	 MV	 MV	838
REAR G/NECK H/BOX DOWN	REAR G/NECK H/BOX UP	801	 ulos	 sisaan	820		ENGINE STOP	839
STEER DOLLY H/BOX DOWN	STEER DOLLY H/BOX UP	802	 alas	 ylos	821	START STOP		840
FRONT G/NECK H/BOX DOWN	FRONT G/NECK H/BOX UP	803	 2 ulos	 2 sisaan	822	DRIBBLE BAR OPEN	DRIBBLE BAR CLOSE	841
JEEP HÄTBOX DOWN	JEEP HÄTBOX UP	804		POWER PACK	823	MACERATOR ON	MACERATOR OFF	842
AXLES RETRACT	AXLES EXPAND	805		RELEASE FRONT BRAKES	824	CHANGE OVER SPREAD	CHANGE OVER FILL	843
AXLES STEER LEFT	AXLES STEER RIGHT	806	REAR SUSP DOWN	REAR SUSP UP	825	SPREAD PLATE OPEN	SPREAD PLATE CLOSE	844
DS DOCK LEVELER UP	DS DOCK LEVELER DOWN	807	FRONT SUSP DOWN	FRONT SUSP UP	826	LINKAGE UP	LINKAGE DOWN	845
CS DOCK LEVELER UP	CS DOCK LEVELER DOWN	808	STEER RIGHT	STEER LEFT	827	TOP FILL OPEN	TOP FILL CLOSE	846

FILL ARM UP	FILL ARM DOWN	847	CAMERA 3	CAMERA 4	866	BACK GATE CLOSED	BACK GATE OPEN	885
FRONT VALVE OPEN	FRONT VALVE CLOSE	848	HOIST	HOIST	867	PUMP PRESS	PUMP VAC	886
PUSH	PULL	849	WINCH	WINCH	868	BOOM GATE CLOSED	BOOM GATE OPEN	887
MOTOR TIGHT	MOTOR LOOSE	850	ON LEFT FRONT ROLLERS	OFF LEFT FRONT ROLLERS	869	STEER YES	STEER NO	888
CYL TIGHT	CYL LOOSE	851	ON LEFT REAR ROLLERS	OFF LEFT REAR ROLLERS	870	AUX 1 OFF	AUX 1 ON	889
EXT	RET	852	ON RIGHT FRONT ROLLERS	OFF RIGHT FRONT ROLLERS	871	AUX 2 OFF	AUX 2 ON	890
PRESS	PRESS	853	ON RIGHT REAR ROLLERS	OFF RIGHT REAR ROLLERS	872	UNLOCK	LOCK	891
		854			873	FAST FORWARD	FAST REVERSE	892
	RAPID	855			874	LEVEL STOP START		893
MOTOR START STOP	LIGHTS ON-OFF	856	DECK	DECK	875	LOAD OUT OFF	LOAD OUT ON	894
BOOM RIGHT	BOOM LEFT	857	DECK	DECK	876	VIBRATOR 1 OFF	VIBRATOR 1 ON	895
BOOM OUT	BOOM IN	858	1 21	2 22	877	VIBRATOR 2 OFF	VIBRATOR 2 ON	896
VAC BREAKER OPEN	VAC BREAKER CLOSE	859	3 23	4 24	878	AIR DOOR OFF	AIR DOOR ON	897
BOOM UP	BOOM DOWN	860	5 25	6 26	879	LOCK UNLOCK	REAR HORN	898
AUTO		861	7 27	8 28	880	PLAT	PLAT	899
FRONT	FRONT	862	9 29	10 30	881	FORWARD AUTO HOME	TOP UP ROTATE TOP	900
LEVELING LEFT	LEVELING RIGHT	863	NOT USED	ENGINE START	882	REVERSE ROTATE TS	TOP DOWN ROTATE SIDE	901
STEER LEFT	STEER RIGHT	864	MACHINE STOP	ENGINE STOP	883	LEFT OUT Ts1 OUT	LEFT IN Ts1 IN	902
CAMERA 1	CAMERA 2	865	RAMP	RAMP	884	RIGHT IN Ts2 IN	RIGHT OUT Ts2 OUT	903

		904			923			942
UNDER-RUN UP	UNDER-RUN DOWN	905	DECK 1 	DECK 1 	924			943
UNLOAD	LOAD	906	DECK 2 	DECK 2 	925			944
SPRAY	SWEEP	907	APPROACH RETRACT	APPROACH EXTEND	926			945
		908	BODY 	BODY 	927	FREE SPOOL	AUX	946
GATE 1 CLOSED	GATE 1 OPEN	909	GATE 1 OPEN	GATE 1 CLOSE	928	YOKE OPEN	YOKE CLOSE	947
GATE 2 CLOSED	GATE 2 OPEN	910	GATE 2 OPEN	GATE 2 CLOSE	929	BACK BAR UP	BACK BAR DOWN	948
SCRAPER GATE CLOSED	SCRAPER GATE OPEN	911	GATE 3 OPEN	GATE 3 CLOSE	930	BELLY BAND DOWN	BELLY BAND UP	949
SCRAPER UP	SCRAPER DOWN	912	GATE 4 OPEN	GATE 4 CLOSE	931			950
LEFT WING IN	LEFT WING OUT	913	GATE 5 OPEN	GATE 5 CLOSE	932			951
RIGHT WING IN	RIGHT WING OUT	914	FEEDER START	FEEDER STOP	933			952
		915	+ SPEED	- SPEED	934	POSITION 2	E-STOP	953
		916	HYD UNIT START	HYD UNIT STOP	935	POSITION 3	PULSE	954
		917	ENGINE AUTO START	ENGINE EMERGENCY STOP	936	POSITION 4	WATER	955
		918	ENGINE SPEED DECREASE	ENGINE SPEED INCREASE	937			956
		919	FL FR	RL RR	938			957
		920	FL RL	FR RR	939			958
		921	FL FR	RL RR	940			959
		922	FL RL	FR RR	941			960





FRONT GATE OPEN	FRONT GATE CLOSE	961	Engine Start STOP	Engine Start START	980	 Left	 Right	999
TILT OPEN	TILT CLOSE	962	Leveling Left Front UP	Leveling Left Front DOWN	981	 Reverse	 Forward	1000
SQUEEZE SIDE OPEN	SQUEEZE SIDE CLOSE	963	Leveling Right Front UP	Leveling Right Front DOWN	982	 Valve 1	 Valve 1	1001
NECK BAR OPEN	NECK BAR CLOSE	964	Leveling Left Rear UP	Leveling Left Rear DOWN	983	 Valve 2	 Valve 2	1002
RUMP BAR OPEN	RUMP BAR CLOSE	965	Leveling Right Rear UP	Leveling Right Rear DOWN	984	 Valve 3	 Valve 3	1003
WINCH DRUM ENGAGED	WINCH DRUM FREE	966	Front Ext. Top Frame IN	Front Ext. Top Frame OUT	985	Wings	Wings	1004
VAC ON	VAC OFF	967	BARN SPINNER UP	BARN SPINNER DOWN	986	DOOR OPEN	DOOR CLOSE	1005
SWEeper GATE CLOSED	SWEeper GATE OPEN	968	JACK UP	JACK DOWN	987			1006
SWEeper UP	SWEeper DOWN	969	HYDRAULIC JACK UP	HYDRAULIC JACK DOWN	988			1007
LEFT LEG UP	LEFT LEG DOWN	970	PLAT IN	PLAT OUT	989			1008
RIGHT LEG UP	RIGHT LEG DOWN	971	PLAT UP	PLAT DOWN	990			1009
Dump UP	Dump DOWN	972	STAB UP	STAB DOWN	991	Hitch	Hitch	1010
Tongue Ext. IN	Tongue Ext. OUT	973	NMOD THROTTLE DOWN	UP THROTTLE	992	Wheels	Wheels	1011
Tail Ext. IN	Tail Ext. OUT	974		JETER ON/OFF	993	Unit UP	Unit DOWN	1012
Rear Side-Shift LEFT	Rear Side-Shift RIGHT	975	TOO REEL	NI REEL	994	Ladder UP	Ladder DOWN	1013
Chain Drive FRONT	Chain Drive BACK	976	MAST LOCK	MAST UNLOCK	995	Platform IN	Platform OUT	1014
Sideway Left UP	Sideway Left DOWN	977			996			1015
Sideway Right UP	Sideway Right DOWN	978	 Ignition	 Crank	997	Crane A	Crane B	1016
Sideway Drive LEFT	Sideway Drive RIGHT	979	Throttle	 Lights	998	Crane AB UP	Crane AB DN	1017

S2	OUT	1018	Main Glycol Charge	Main Glycol Drain	1037	SPEC UP	SPEC DOWN	1056
	IN	1019	DUMP UP LEVEL LEFT FRONT UP	DUMP DN LEVEL LEFT FRONT DN	1038	THROTTLE UP/DOWN	BALE/LOG	1057
W	B	1020	TONGUE EXT IN LEVEL RIGHT FRONT UP	TONGUE EXT OUT LEVEL RIGHT FRONT DN	1039	E-STOP	AUTO CYCLE	1059
W	B	1021	TAIL EXT IN LEVEL LEFT REAR UP	TAIL EXT OUT LEVEL LEFT REAR DN	1040	LEFT LID CLOSE	LEFT LID OPEN	1060
Hopper OPEN	Hopper CLOSE	1022	REAR SIDE-SHIFT LEFT LEVEL RIGHT REAR UP	REAR SIDE-SHIFT RIGHT LEVEL RIGHT REAR DN	1041	RIGHT LID CLOSE	RIGHT LID OPEN	1060
Nav Lights	Aux	1023	CHAIN DRIVE FT FT EXT TOP FRAME IN	CHAIN DRIVE BK FT EXT TOP FRAME OUT	1042	RAM OUT	RAM IN	1061
Spec UP	Spec DOWN	1024	SIDEWAY LEFT UP BARN SPIN UP	SIDEWAY LEFT DN BARN SPIN DN	1043	FRONT LEFT LEG OUT	FRONT LEFT LEG IN	1062
Spec IN	Spec OUT	1025	SIDEWAY RIGHT UP JACK UP	SIDEWAY RIGHT DN JACK DN	1044	FRONT RIGHT LEG OUT	FRONT RIGHT LEG IN	1063
6	6	1026	SIDEWAY DRIVE LT MULE CARRIAGE IN	SIDEWAY DRIVE RT MULE CARRIAGE OUT	1045	REAR LEFT LEG OUT	REAR LEFT LEG IN	1064
7	7	1027	ENGINE STOP	ENGINE START	1046	REAR RIGHT LEG OUT	REAR RIGHT LEG IN	1065
8	8	1028	Luff In	Luff Out	1047	FRONT LEFT LEG DOWN	FRONT LEFT LEG UP	1066
9	9	1029	Boom	Boom	1048	FRONT RIGHT LEG DOWN	FRONT RIGHT LEG UP	1067
Main Lock	Main Open	1030	Blade	Blade	1049	REAR LEFT LEG DOWN	REAR LEFT LEG UP	1068
Full Bank	Part Bank	1031	Blade Extend	Blade Retract	1050	REAR RIGHT LEG DOWN	REAR RIGHT LEG UP	1069
Main Blowdown	S.B.F. Blowdown	1032	O/S Jack	O/S Jack	1051	ALL SIDE RAMS OUT	ALL SIDE RAMS IN	1070
S.B.F. Charge	Main Charge	1033	N/S Jack	N/S Jack	1052	ALL LEG RAMS DOWN	ALL LEG RAMS UP	1071
S.B.F. Lock	S.B.F. Open	1034	O/S Stabiliser	O/S Stabiliser	1053	PUMP ON OFF	PUMP REVERSE	1072
Charge Pump On	Charge Pump Off	1035	N/S Stabiliser	N/S Stabiliser	1054	PUMP PULSE	PUMP REVERSE PULSE	1073
SBF Glycol Charge	SBF Glycol Drain	1036	SPEC IN	SPEC OUT	1055	REVS HIGH LOW	HORN	1074

CLUTCH ON / OFF		CHOKE ON / OFF	1075	Left Ramp IN		Left Ramp OUT	1094	Door 7 ↑ Door 17 ↑		Door 7 ↓ Door 17 ↓	1113
CHOKER OPEN		CHOKER CLOSE	1076	Right Ramp IN		Right Ramp OUT	1095	Door 8 ↑ Door 18 ↑		Door 8 ↓ Door 18 ↓	1114
CONVEYOR 1 ON / OFF		FAST SLOW	1077	FOLD UP		FOLD DOWN	1096	Door 9 ↑ Door 19 ↑		Door 9 ↓ Door 19 ↓	1115
↓		↑	1078	TILT DOWN		TILT UP	1097	Door 10 ↑ Door 20 ↑		Door 10 ↓ Door 20 ↓	1116
TRAVEL ←		TRAVEL →	1079	EXTEND OUT		EXTEND IN	1098	Post UP		Post DOWN	1117
		JETTER ON/OFF	1080	Pump OFF		Pump ON	1099	BED SLIDE FORWARD		BED SLIDE BACKWARD	1118
RIGHT BOOM		LEFT BOOM	1081	Inlet Valve OFF		Inlet Valve ON	1100	BED TILT UP		BED TILT DOWN	1119
INO BOOM		NI BOOM	1082	Engine Speed DOWN		Engine Speed UP	1101	CLAWS OPEN		CLAWS CLOSE	1120
		BREAKER VAC	1083	Feed IN		Feed OUT	1102	Main Power ON/OFF		Light ON/OFF	1121
UP BOOM		DOWN BOOM	1084	Jaws UP		Jaws DOWN	1103	Belt Motor ON/OFF		Belt ON/OFF	1122
WINCH OUT		WINCH IN	1085				1104				1123
TOP DECK FRONT UP		TOP DECK FRONT DOWN	1086	STOP			1105	VAC Pump		Jetting Pump	1124
TOP DECK REAR UP		TOP DECK REAR DOWN	1087	Door 1-10 ↑ Door 11-20 ↑		Door 1-10 ↓ Door 11-20 ↓	1106	VAC		Press	1125
TAILGATE UP		TAILGATE DOWN	1088	Door 1 ↑ Door 11 ↑		Door 1 ↓ Door 11 ↓	1107	Reel IN		Reel OUT	1126
Kick UP		Kick DOWN	1089	Door 2 ↑ Door 12 ↑		Door 2 ↓ Door 12 ↓	1108	Revs UP		Revs DOWN	1127
Top Boom IN		Top Boom OUT	1090	Door 3 ↑ Door 13 ↑		Door 3 ↓ Door 13 ↓	1109	E-Stop			1128
Boom Extend IN		Boom Extend OUT	1091	Door 4 ↑ Door 14 ↑		Door 4 ↓ Door 14 ↓	1110				1129
Bed Extend IN		Bed Extend OUT	1092	Door 5 ↑ Door 15 ↑		Door 5 ↓ Door 15 ↓	1111				1130
Neck Tilt UP		Neck Tilt DOWN	1093	Door 6 ↑ Door 16 ↑		Door 6 ↓ Door 16 ↓	1112				1131







































ROOF OPEN	ROOF CLOSE	1132			1151	Deck DOWN	Deck UP	1171
DECK RAISE	DECK LOWER	1133	Throttle DOWN	Throttle UP	1153	O/S	N/S	1172
TAIL UP	TAIL DOWN	1134	Pump ON/OFF	Horn	1154	O/S	N/S	1173
1	2	1135			1155	RAIL GEAR WORK LIGHTS	RAIL GEAR ACTIVATE	1174
3	4	1136			1156	Engine START	Engine STOP	1175
5	6	1137	Arm IN	Arm OUT	1157	Speed INCREASE	Speed DECREASE	1176
7	8	1138	Arm UP	Arm DOWN	1158	Choke ENGAGE	Choke DISENGAGE	1177
9	10	1139	Clamp OPEN	Clamp CLOSE	1159	Dump Valve ENGAGE/ DISENGAGE		1178
Tip Hooks RAISE	Tip Hooks LOWER	1140	Rear OUT	Front OUT	1160	O/S	N/S	1179
	Fast Offload	1141	Rear FREE	Front FREE	1161	O/S	N/S	1180
		1142	Rear IN	Front IN	1162	O/S	N/S	1181
		1143	Arm IN	Arm OUT	1163	Yoke CLOSE	Yoke OPEN	1182
		1144	Arms	Arms	1164	Doors CLOSED	Doors OPEN	1183
		1145	Arms IN	Arms OUT	1165	Port Bow UP	Starboard Bow UP	1184
		1146	Tip Hook	Tip Hook	1166	Port Bow DOWN	Starboard Bow DOWN	1185
		1147	Fast Down	Throttle	1167	Port Stern UP	Starboard Stern UP	1186
		1148	Throttle OFF		1168	Port Stern DOWN	Starboard Stern DOWN	1187
		1149			1169	Main Valve OPEN	Main Valve CLOSE	1188
		1150	Bed DOWN	Bed UP	1170	Small Valve OPEN	Small Valve CLOSE	1189

Air Bags UP	Air Bags DOWN	1190	VAC PUMP STOP	VAC PUMP START	1209	Ejector Ram IN	Ejector Ram OUT	1228
Air Blast	Override	1191	MAIN PUMP STOP	MAIN PUMP START	1210	Cover Roll ON	Cover Roll OFF	1229
Landing UP	Landing DOWN	1192	MAIN PUMP ↑ UP	MAIN PUMP ↓ DOWN	1211	Cover Roll OFF	Cover Roll ON	1230
Tank OPEN	Tank CLOSE	1193			1212	Tail Door UP	Tail Door DOWN	1231
Main Pump OPEN	Main Pump CLOSE	1194			1213	Ejector Ram OUT	Ejector Ram IN	1232
Ball Chute OPEN	Ball Chute CLOSE	1195			1214			1233
		1196			1215	F. HR LOWER RAISE	R. HR LOWER RAISE	1234
		1197			1216	F.KNUCKLE ADJ.RT ADJ. LT	R.KNUCKLE ADJ.RT ADJ. LT	1235
		1198			1217	OUTRIGGER BEAM RT IN OUT	OUTRIGGER BEAM LT IN OUT	1236
		1199	RAMP FOLD 	RAMP FOLD 	1218	RT JACK EXT. RETRACT	LT JACK EXT. RETRACT	1237
		1200	LOCKING FLAP OPEN	LOCKING FLAP CLOSED	1219	TABS ON OFF		1238
BED SLIDE OFF	BED SLIDE ON	1201	 Winch 1 IN	 Winch 1 OUT	1220	FEEDER AND DISCHARGE START	FEEDER AND DISCHARGE STOP	1239
BED TILT DOWN	BED TILT UP	1202	 Winch 2 IN	 Winch 2 OUT	1221	Vibration EIN	Vibration AUS	1240
SPEC OUT	SPEC IN	1203	Lift UP	Lift DOWN	1222	Frequenz ▲	Frequenz ▼	1241
SPEC DOWN	SPEC UP	1204	Tele IN	Tele OUT	1223	Vibration EIN/AUS	Drehrichtung RECHTS/LINKS	1242
DOORS CLOSE 1	DOORS OPEN 1	1205	Hatch OPEN	Hatch CLOSE	1224			1243
DOORS CLOSE 2	DOORS OPEN 2	1206	Launch Port IN	Launch Port OUT	1225			1244
	Fast Offload	1207	Launch Starboard IN	Launch Starboard OUT	1226			1245
		1208	Trailer Tail Door UP	Trailer Tail Door DOWN	1227			1246

Ramp UP	Ramp DOWN	1247	PAN UP	PAN DOWN	1266	Roof UP ↑	Roof DOWN ↓	1285
← Ramp OUT	→ Ramp IN	1248	Eject UP	Eject DOWN	1267	Seat UP ↑	Seat DOWN ↓	1286
Leg UP	Leg DOWN	1249	Clamp	Unclamp	1268	FRONT WINCH IN	FRONT WINCH OUT	1287
F-TOW EYE LOWER RAISE	R-TOW EYE LOWER RAISE	1250	FREEWHEEL	SPARE	1269	REAR WINCH IN	REAR WINCH OUT	1288
L.O. BEAM IN OUT	R.O. BEAM IN OUT	1251	Steer UNLOCK	Steer LOCK	1270	Start Wickeln	Stop Wickeln	1289
L - JACK EXT RET	R - JACK EXT RET	1252	Swing Jack DOWN	Swing Jack UP	1271	TUB FORWARD	TUB REVERSE	1290
TABS ON/OFF	OPTION ON/OFF	1253	LEFT WINCH IN	RIGHT WINCH IN	1272	Yoke IN	Yoke OUT	1291
Rüttlung EIN-AUS	Nach-Rütteln EIN-AUS	1254	LEFT WINCH OUT	RIGHT WINCH OUT	1273	Door OPEN	Door SHUT	1292
Rüttlung Frequenz ▲	Nach-Rütteln Frequenz ▲	1255	LIFT AXLE IN	LIFT AXLE OUT	1274	Squeeze IN	Squeeze OUT	1293
Rüttlung Frequenz ▼	Nach-Rütteln Frequenz ▼	1256	ROTATE LEFT	ROTATE RIGHT	1275	Back Bar IN	Back Bar OUT	1294
DOWN	UP	1257	JIG 2 IN	JIG 2 OUT	1276	DECK LOCK	DECK UNLOCK	1295
START	▲	1258	JIG 1 IN	JIG 1 OUT	1277	DECK RAISE	DECK LOWER	1296
STOP	▼	1259	MAN ON	MAN OFF	1278	RAMP RETRACT	RAMP EXTEND	1297
DRU WINCH IN	DRU WINCH OUT	1260	← Bow Thruster LEFT	Bow Thruster RIGHT →	1279	WINCH IN	WINCH OUT	1298
FREE SPOOL		1261	Main Drive ↑ FORWARD	↓ Main Drive BACK	1280	FORWARD RAMP RETRACT	FORWARD RAMP EXTEND	1299
		1262	← Stern Thruster LEFT	Stern Thruster RIGHT →	1281	APPROACH RAMP RETRACT	APPROACH RAMP EXTEND	1300
		1263	Steering PORT ←	Steering STARBOARD →	1282		E-STOP	1301
BAG UP	BAG DOWN	1264	Engine IGN	Engine START	1283	▲	PULSE	1302
BAG IN	BAG OUT	1265	Throttle FAST ↑	Throttle Slow ↓	1284	▼	WATER	1303

Door			1304	R Nozzle UP	R Nozzle DOWN	1323			1342	NH4
			1305	R Nozzle LEFT	R Nozzle RIGHT	1324			1343	Noria UP Noria DOWN
	SLIDE IN	SLIDE OUT	1306	R Valve OPEN	R Valve CLOSE	1325			1344	Cleaning ON/OFF Washing Noria
	L 	R 	1307	Start	Lights	1326			1345	Upper aspirators OFF Machine UP
	L 	R 	1308	RPM RPM RPM	RPM RPM RPM	1327	LIFT UP 	LIFT DOWN 	1346	
	BED FRONT 	BED REAR 	1309	Shift LEFT	Shift RIGHT	1328	GARAGE OPEN 	GARAGE CLOSE 	1347	
	BED FRONT LOCK 	BED REAR LOCK 	1310	D1 Front  D4 Front 	D1 Front  D4 Front 	1329	CRANE IN 	CRANE OUT 	1348	
	BED FRONT 	BED REAR 	1311	D1 Fwd  D4 Fwd 	D1 Back  D4 Back 	1330	CRANE TELE IN 	CRANE TELE OUT 	1349	
	Aus	Ein	1312	D1 Rear  D4 Rear 	D1 Rear  D4 Rear 	1331	CRANE UP 	CRANE DOWN 	1350	
	-	+	1313	D2 Front 	D2 Front 	1332	LH Door OPEN	LH Door CLOSE	1351	
			1314	D2 Fwd	D2 Back	1333	RH Door OPEN	RH Door CLOSE	1352	
	PRESSURE RELEASE		1315	D2 Rear 	D2 Rear 	1334	ARM UP	ARM DOWN	1353	
	SUPPORT LEG UP	SUPPORT LEG DOWN	1316	D3 Front 	D3 Front 	1335	BUCKET UP	BUCKET DOWN	1354	
	STEER LEFT	STEER RIGHT	1317	D3 Fwd	D3 Back	1336	TILT UP	TILT DOWN	1355	
FEEDER SPEED +	FEEDER SPEED -	1318	D3 Rear 	D3 Rear 	1337			1356		
VIBRATOR STOP	VIBRATOR START	1319	Aux 1	Aux 2	1338	Hold Air	Air In	1357		
RPM +	RPM -	1320			1339			1358		
F Nozzle UP	F Nozzle DOWN	1321			1340			1359		
F Nozzle LEFT	F Nozzle RIGHT	1322			1341			1360		

1362
reversed
is 35

Release Latch Hook	Engage Latch Hook	1361	Out	In	1380	Rotator RIGHT	Rotator LEFT	1399
		1362	Unfold	Fold	1381	Grapple UP	Grapple DOWN	1400
Main Winch IN 	Main Winch OUT 	1363	Tele OUT	Tele IN	1382	EJECT UP	EJECT DOWN	1401
Blade IN	Blade OUT	1364	Slew PORT	Slew STBD	1383	CLAMP	UN-CLAMP	1402
Front Winch IN 	Front Winch OUT 	1365	EJECT UP	EJECT DOWN	1384			1403
Tail Retract	Tail Extend	1366	CLAMP	UN-CLAMP	1385			1404
Lock	Unlock	1367			1386	Axle Slide IN	Axle Slide OUT	1405
Beacon UP	Beacon DOWN	1368	RELEASE 	SQUEEZE 	1387	Axle Slide OUT	Axle Slide IN	1406
L1↑	L1↓	1369	FLOAT OFF - ON	LIGHT OFF - ON	1388	Underlift UP	Underlift DOWN	1407
L2↑	L2↓	1370	Float	Lock	1389	Underlift IN	Underlift OUT	1408
R1↑	R1↓	1371	Lights ON	Lights OFF	1390	Crane IN	Crane OUT	1409
R2↑	R2↓	1372	Centre		1391			1410
↑ UP	↓ DOWN	1373	Tower 1 RAISE	Tower 1 LOWER	1392			1411
Front - R 	Front - R 	1374	Tower 2 RAISE	Tower 2 LOWER	1393			1412
Front - L 	Front - L 	1375	Tilt DOWN	Tilt UP	1394			1413
Rear - R 	Rear - R 	1376	Main Boom UP	Main Boom DOWN	1395			1414
Rear - L 	Rear - L 	1377	Second Boom UP	Second Boom DOWN	1396			1415
O/S Pod 	O/S Pod 	1378	Telescope UP	Telescope DOWN	1397	BLADE 1 UP	BLADE 1 DOWN	1416
N/S Pod 	N/S Pod 	1379	Crane Slewing RIGHT	Crane Slewing LEFT	1398	BLADE 2 UP	BLADE 2 DOWN	1417



























































BLADE 3 UP	BLADE 3 DOWN	1418			1437			1456
BLADE 4 UP	BLADE 4 DOWN	1419			1438			1457
LEFT GATE OPEN	LEFT GATE CLOSED	1420			1439	Loader START	Loader STOP	1458
RIGHT GATE OPEN	RIGHT GATE CLOSED	1421			1440	Vibrator START		1459
LEFT PAD DOWN	LEFT PAD UP	1422	Vac Pump ON/OFF		1441	CW	ACW	1460
RIGHT PAD DOWN	RIGHT PAD UP	1423	Inlet Valve CLOSED	Inlet Valve OPEN	1442	SCR ON/OFF	SP-1	1461
Side OPEN	Side SQUEEZE	1424	RPM -	RPM +	1443	Reset	LMD	1462
Roll DOWN	Roll OVER	1425	Varsi Nosto	Varsi Lasku	1444	Lift Right Side	Let Down Right Side	1463
Sand Fwd	Sand Rev	1426	Kääntö Vasen	Kääntö Oikea	1445	Lift Left Side	Let Down Left Side	1464
4-10 Fwd	4-10 Rev	1427	Kääntö Nopeus +	Kääntö Nopeus -	1446	Front Lights	Rear Lights	1465
Raise Grill	Lower Grill	1428	Lukitus Päälle	Lukitus Pois	1447	Lock Axles Up	Fast	1466
		1429	Jyrsin Päälle	Jyrsin Pois	1448	Engine STOP	Engine START	1467
		1430	Yoke ↓	Yoke ↑	1449	Bed RAISE	Bed LOWER	1468
VACUUM 		1431	Chute ←	Chute →	1450	Extension IN	Extension OUT	1469
		1432	Deflector ↓	Deflector ↑	1451	Tail LEFT	Tail RIGHT	1470
		1433	Feed Roll ←	Feed Roll →	1452	Deck 1 UP	Deck 1 DOWN	1471
Gate 1 OPEN	Gate 1 CLOSED	1434	Aux	Aux	1453	Deck 2 UP	Deck 2 DOWN	1472
Gate 2 OPEN	Gate 2 CLOSED	1435	Beacon On/Off	Lights On/Off	1454	Deck 3 UP	Deck 3 DOWN	1473
		1436	Spray ON	Spray OFF	1455	Beacons ON	Beacons OFF	1474





















Opposite is 222

GRIP	UNGRIP	1475			1494			1513
PITCH DOWN	PITCH UP	1476			1495			1514
LEFT OUT	LEFT IN	1477	Winch 2 IN	Winch 2 OUT	1496	ELEVATOR ON/OFF	HOPPER ON/OFF	1515
RIGHT OUT	RIGHT IN	1478	Water Pump ON	WORK LIGHTS	1497	ON/OFF	ON/OFF	1516
WINDOW OPEN GARAGE OPEN	WINDOW CLOSE GARAGE CLOSE	1479	Aux 1	VAC BREAKER	1498	DOOR 1 OPEN	DOOR 1 CLOSE	1517
BOOM IN LADDER UP	BOOM OUT LADDER DOWN	1480	Aux 2	ENGINE EMERGENCY STOP	1499	DOOR 2 OPEN	DOOR 2 CLOSE	1518
EXTEND ON	RETRACT OFF	1481	Pay OUT	Pay IN	1500	REAR LIGHTS	FRONT LIGHTS	1519
WINDOW OPEN	WINDOW CLOSE	1482	ENGINE STOP		1501			1520
CABLE UP	CABLE DOWN	1483			1502			1521
GARAGE OPEN	GARAGE CLOSE	1484			1503			1522
L SIDE ↑	R SIDE ↑	1485			1504			1523
Winch Port IN	Winch Port OUT	1486			1505			1524
Winch Starboard IN	Winch Starboard OUT	1487	Press 1 HORN	Press 1 PAUSE	1506			1525
Forward SLOW	Forward FAST	1488	Press 2 HORN	Press 2 PAUSE	1507	HOPPER UP	HOPPER DOWN	1526
Back SLOW	Back FAST	1489	Sheet OPEN	Sheet CLOSE	1508			1527
Intake UP	Intake DOWN	1490	Sweep IN	Flaps UP	1509	VIB. ON	VIB. OFF	1528
Discharge UP	Discharge DOWN	1491	Spray		1510		OPEN	1529
		1492			1511		CLOSE	1530
		1493			1512	TRANS UN-LOCK BLADE 1 DN	TRANS LOCK BLADE 1 UP	1531


















































		1532			1551			1570
		1533			1552			1571
		1534			1553			1572
		1535			1554			1573
		1536			1555			1574
		1537			1556			1575
		1538			1557			1576
		1539			1558			1577
		1540			1559			1578
		1541			1560			1579
		1542			1561			1580
		1543			1562			1581
		1544			1563			1582
		1545			1564			1583
		1546			1565			1584
		1547			1566			1585
		1548			1567			1586
		1549			1568			1587
		1550			1569			1588

	EM STOP	1589	TAITTO	TAITTO	1608			1627
		1590	VEITSI	VEITSI	1609			1628
L	R	1591	PUMPPU ON	PUMPPU OFF	1610			1629
LOCK	LOCK	1592	TARP OPEN	TARP CLOSED	1611			1630
UNLOCK	UNLOCK	1593	O/S FRONT 	O/S FRONT 	1612	SLEW BACK	SLEW FORWARD	1631
OPEN	OPEN	1594	N/S FRONT 	N/S FRONT 	1613	4/1	15/2	1632
CLOSE	CLOSE	1595	O/S REAR 	O/S REAR 	1614	CraneS LEFT	CraneS RIGHT	1633
DUMP	DUMP	1596	N/S REAR 	N/S REAR 	1615	RAMP 	RAMP 	1634
SET	SET	1597			1616	SCREEN DOWN	SCREEN UP	1635
		1598			1617	SCREEN FOLD	SCREEN UNFOLD	1636
		1599			1618	SCREEN ANTI CLOCK	SCREEN CLOCK WISE	1637
		1600			1619	SPEAK IN	SPEAK OUT	1638
		1601		EMERGENCY STOP	1620	BANNER IN	BANNER OUT	1639
		1602			1621	TOP BANNER DOWN	TOP BANNER UP	1640
		1603			1622	FAST	SLOW	1641
		1604			1623	FILLER START	FILLER STOP	1642
		1605			1624	JAR STOP IN	JAR STOP OUT	1643
NOSTO	LASKU	1606			1625	DIVERT & INDIVERT	BROKEN JAR	1644
KÄÄNTÖ	KÄÄNTÖ	1607		DEADMAN SWITCH	1626	TWO SPEED	RPM	1645

MAIN LIFT UP	MAIN LIFT DOWN	1646	DOLLY LEFT	DOLLY RIGHT	1665	WASTE	AUX I	1684
FOLD UP	FOLD DOWN	1647	TAIL SHIFT LEFT	TAIL SHIFT RIGHT	1666	CRADLE IN	CRADLE OUT	1685
SWING IN WINCH 1 IN	SWING OUT WINCH 1 OUT	1648	START	STOP	1667	CRADLE UP	CRADLE DOWN	1686
UNDER-REACH EXTEND IN WINCH 2 IN	UNDER-REACH EXTEND OUT WINCH 2 OUT	1649	CLOSE 	OPEN 	1668	FRONT LEG RAISE SHEET SYSTEM RAISE	FRONT LEG LOWER SHEET SYSTEM LOWER	1687
TOP BOOM EXTEND IN	TOP BOOM EXTEND OUT	1650	LIGHTS 	LIGHTS 	1669	REAR LEG RAISE SHEET SYSTEM EXT RAISE	REAR LEG LOWER SHEET SYSTEM EXT LOWER	1688
STABILIZER UP	STABILIZER DOWN	1651	 BED	 BED	1670	CLAMPS OPEN SLIDE BARS OUT	CLAMPS CLOSE SLIDE BARS IN	1689
THROTTLE UP	THROTTLE DOWN	1652	ROOF UP SPLIT DECK UP 	ROOF DOWN SPLIT DECK DOWN 	1671	FORE MAST RAISE 	FORE MAST LOWER 	1690
	JETTER	1653	DECK TDF DECK WDF 	DECK TDF DECK WDF 	1672	MAIN MAST RAISE 	MAIN MAST LOWER 	1691
	BREAKER VAC	1654	DECK TDR DECK WDR 	DECK TDR DECK WDR 	1673	MIZZEN MAST RAISE 	MIZZEN MAST LOWER 	1692
BED RAISE ENGINE STOP	BED LOWER ENGINE START	1655			1674	ROOF 	ROOF 	1693
WINCH IN ENGINE CHOCK	WINCH OUT QUID FLASHERS	1656	SPLIT EXTEND WELL DECK EXTEND 	SPLIT RETRACT WELL DECK RETRACT 	1675	ROOF 	ROOF 	1694
EXTENSION IN	EXTENSION OUT	1657	EXTEND IN 	EXTEND OUT 	1676	BED TILT 	BED TILT 	1695
STEER LOCK	STEER UNLOCK	1658	DUMP 1 LIGHT 	DUMP 2 LIGHT 	1677	LIGHTS 	LIGHTS 	1696
STEER LEFT	STEER RIGHT	1659	SLIDE 1 	SLIDE 2 	1678	JETTER ON/OFF 	E-STOP 	1697
MULE IN	MULE OUT	1660	LIFT 1 	BACKUP LIGHT 	1679	T 	N 	1698
SLIDE 1 IN	SLIDE 1 OUT	1661	HOIST UP 	HOIST DOWN 	1680	A UP 	A DOWN 	1699
SLIDE 2 IN	SLIDE 2 OUT	1662	VACUUM 	RECIRC 	1681	B UP 	B DOWN 	1700
LEFT DOLLY DOWN	LEFT DOLLY UP	1663	HOFF 1 OIL 1 	HOFF 1 OIL 2 	1682	C UP 	C DOWN 	1701
RIGHT DOLLY DOWN	RIGHT DOLLY UP	1664	HOFF 2 OIL 1 	HOFF 2 OIL 2 	1683	D UP 	D DOWN 	1702

DECK RAMP IN	DECK RAMP OUT	1703	LIFT	DOWN PRESSURE	1722	AXLE 1 ←	AXLE 1 →	1741
FLOOR RAMP UP	FLOOR RAMP DOWN	1704	FEED ROLLER FWD	FEED ROLLER REV	1723	AXLE 2 ←	AXLE 2 →	1742
 RIGHT POD UNLOCK	 RIGHT POD LOCK	1705			1724	AXLE 3 ←	AXLE 3 →	1743
 LEFT POD UNLOCK	 LEFT POD LOCK	1706	 DS LEG	 DS LEG	1725	ALL AXLES ←	ALL AXLES →	1744
 RAISE FLOOR	 LOWER FLOOR	1707	 PS LEG	 PS LEG	1726	STAGING DOORS CLOSE	STAGING DOORS OPEN	1745
 HOIST UP	 HOIST DOWN	1708	BOOM DOWN	BOOM UP	1727	PUSH BAR DOWN	PUSH BAR UP	1746
TROLLEY EAST	TROLLEY WEST	1709	AXLE LEFT	AXLE RIGHT	1728	HEAD GATE CLOSE	HEAD GATE OPEN	1747
 BRIDGE NORTH	 BRIDGE SOUTH	1710	DRIVE REVERSE	DRIVE FORWARD	1729	LIFT ARM UP	LIFT ARM DOWN	1748
 DECK WINCH UP	 DECK WINCH DOWN	1711	SIDE UP	SIDE DOWN	1730	CAGE UP	CAGE DOWN	1749
ARM UP	ARM DOWN	1712	THROTTLE DOWN	THROTTLE UP	1731	LEFT REAR CLOSE	LEFT REAR OPEN	1750
SHIFT LEFT	SHIFT RIGHT	1713	JUMP LEFT	JUMP RIGHT	1732	RIGHT REAR CLOSE	RIGHT REAR OPEN	1751
FRONT UP	FRONT DOWN	1714	REEL OUT	REEL IN	1733	LEFT FRONT CLOSE	LEFT FRONT OPEN	1752
RIGHT UP	RIGHT DOWN	1715	WATER PUMP ON	WATER PUMP OFF	1734	RIGHT FRONT CLOSE	RIGHT FRONT OPEN	1753
LEFT UP	LEFT DOWN	1716	REAR VALVE OPEN	REAR VALVE CLOSE	1735	LEG LATCH RELEASE	COW RELEASE	1754
IGNITION ON / OFF	ENGINE START	1717	REEL OUT	REEL IN	1736	LEG 1 UP	LEG 1 DOWN	1755
		1718	PRESSURE	VACUUM	1737	LEG 2 UP	LEG 2 DOWN	1756
DIVERTER	START STOP	1719	BEACONS	CABIN LIGHTS	1738	LEG 3 UP	LEG 3 DOWN	1757
SPOUT DEFLECTOR FWD	SPOUT DEFLECTOR REV	1720	FRONT SPOT LEFT	FRONT SPOT RIGHT	1739	LEG 4 UP	LEG 4 DOWN	1758
SPOUT LEFT	SPOUT RIGHT	1721	REAR SPOT LEFT	REAR SPOT RIGHT	1740	SIDE UP	SIDE DOWN	1759

SHEET SYSTEM RAISE	SHEET SYSTEM LOWER	1760			1779			1798
SHEET SYSTEM EXT-RAISE	SHEET SYSTEM EXT-LOWER	1761			1780			1799
SLIDE BARS OUT	SLIDE BARS IN	1762			1781			1800
OS Winch Out	OS Winch In	1763			1782			1801
NS Winch Out	NS Winch In	1764			1783			1802
F Winch Out	F Winch In	1765	TOP BOX 	TOP BOX 	1784			1803
Fold Up	Fold Down	1766	TOP SKIN 	TOP SKIN 	1785			1804
DER Up	DER Down	1767			1786			1805
EX Out	EX In	1768			1787			1806
		1769			1788			1807
		1770			1789			1808
		1771			1790			1809
		1772	GRIZZLY START	+ SPEED	1791			1810
		1773	GRIZZLY STOP	- SPEED	1792			1811
		1774	E11 DOOR DOWN	E11 DOOR UP	1793	FAST	REAR	1812
N/S FLAP DOWN	N/S FLAP UP	1775	E12 DOOR UNFOLD	E12 DOOR FOLD	1794	PRT	STBD	1813
O/S FLAP DOWN	O/S FLAP UP	1776	E21 1	E21 2	1795			1814
CAB DEFLECTOR UP	CAB DEFLECTOR DOWN	1777	E22	E22	1796			1815
		1778	T	T	1797	BED ON	BED OFF	1816

BED WINCH IN	BED WINCH OUT	1817			1836			1855
FRONT WINCH IN	FRONT WINCH OUT	1818			1837	RIGHT SIDE UP	RIGHT SIDE DOWN	1856
LOWER DOWN	LOWER UP	1819	BED OUT	BED IN	1838	LEFT SIDE UP	LEFT SIDE DOWN	1857
LOWER IN	LOWER OUT	1820	WHEEL LIFT DOWN	WHEEL LIFT UP	1839	AUX	LOCK FRONT AXLE	1858
		1821	WHEEL LIFT OUT	WHEEL LIFT IN	1840	BLINK LIGHT	FAST	1859
		1822	WINCH OUT	WINCH IN	1841	FRONT LIGHT	REAR LIGHT	1860
		1823			1842	Dead man	 LIGHTS	1861
ENGINE STOP		1824	ROTATE ON	ROTATE OFF	1843	DOVE TAIL UP	DOVE TAIL DOWN	1862
		1825			1844			1863
		1826			1845			1864
DEADMAN SWITCH	DEADMAN SWITCH	1827			1846	SHIFT		1865
SUSP	SUSP	1828	L SIDE	R SIDE	1847	START STOP		1866
		1829	ALIGNMENT	PRESSURE	1848			1867
		1830	HIGH PRESSURE	LOW PRESSURE	1849	GRIZZLY DUMP	REMOTE STOP	1868
EXTENSION 1 IN	EXTENSION 1 OUT	1831	PRESSURE WASHER ON	PRESSURE WASHER OFF	1850	EXTENSION IN	EXTENSION OUT	1869
EXTENSION 2 IN	EXTENSION 2 OUT	1832			1851	GRIND FLASHERS		1870
TAIL LEFT	TAIL RIGHT	1833			1852	FAST	WORKING LIGHTS	1871
LOCK FRONT AXLES	LOCK REAR AXLES	1834			1853			1872
WORKING LIGHTS	FAST	1835			1854			1873

